

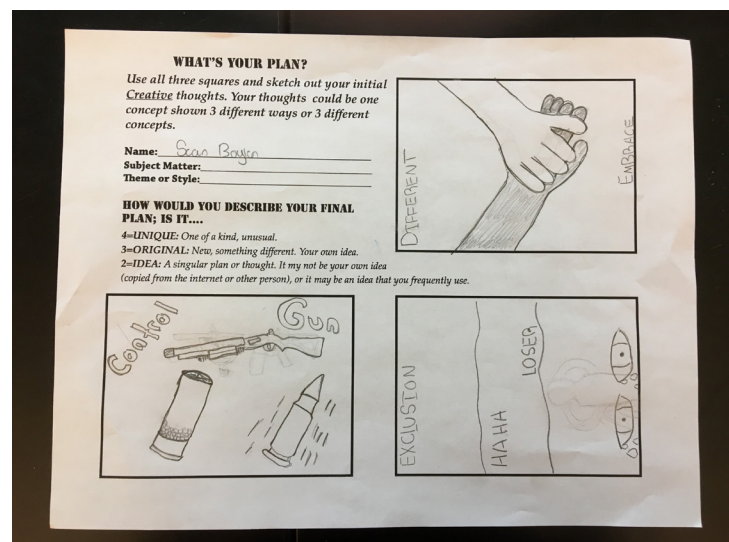


Grade 8

Speak Your Voice with Screen Printing

These designs were then cut out as silk screen stencils with up to 3 color separations. Students learned about the creative process, the artist's purpose, using positive and negative space, silkscreen techniques, and ways to look at and discuss art. During printing, the artwork was hung across the room to promote dialogue about the issues and the positions addressed in these thought provoking prints.



Gorham Middle School 8th graders began this lesson by brainstorming about contemporary social issues and thinking about their stance. After selecting a topic, students designed creative ways of communicating their message visually.

SPEAK YOUR VOICE WITH SCREEN PRINTING

PROJECT DESCRIPTION: Create an original screenprint that communicates a social message.

NAME: _____ **TEAM:** _____

DIRECTIONS: Please initial (in red) the level of assessment that best describes your work on each of the indicators.

Performance Indicators	(1) Beginning	(2) Developing	(3) Proficient	(4) Distinguished
Apply Creative Thinking Skills: to envision, stretch and explore. Students will express ideas and generate multiple solutions to the creative problem-solving process.		* I can demonstrate an IDEA. IDEA: A singular plan, concept or thought that may not be your own. Initial:	* I can demonstrate an ORIGINAL approach to the assignment. ORIGINAL: New, something different. Initial:	* I can demonstrate a UNIQUE exploration to the assignment. UNIQUE: One of a kind, unusual. EXPLORATION: Investigation, study of Initial:

In the space below, describe your creative thinking process. How did you get your idea? How did you convey an issue that you feel passionate about using visual art? How did you develop it to make it ORIGINAL or UNIQUE?

Performance Indicators	(1) Beginning	(2) Developing	(3) Proficient	(4) Distinguished
Use of Composition Skills: Students use and identify Elements of Art and Principles of Design to create original artworks.	I can: * List Elements and Principles of design. Initial:	I can: * Identify and list the E's and P's that I used in my work. Initial:	I can: * Identify positive and negative shapes in my print. * Identify and describe how the E's and P's are used in my work. Initial:	I can: * Identify positive and negative shapes in my print. * Identify, describe and give examples of how I used E's and P's in my work. Initial:

In the space below, list 3 Elements and/or Principles of design you used in your work and describe in detail how you used them.